







Literacy - Phonics

This week, we are going to make some Silly Soup! We love to do this at nursery. It helps the children to distinguish between different sounds at the start of words. Today, we are going to focus on letter 's' but we have also learned letters a, t, p, i and n, so you could choose one of those if you prefer.



To play this game, you will need a saucepan, a wooden spoon and some objects beginning with your chosen sound. It's always good to put in a few objects that don't start with the chosen sound to help to hear the difference.

I'm going to use the objects below to play the game. Some of them begin with 's' and some don't:

					
sock	apple	spoon	ball	sunglasses	scissors

Start off by singing the 'Silly Soup' song together. The tune is the same as 'Pop Goes the Weasel'. It goes:

We're making lots of silly soup,

We're making soup that's silly,

We're going to cook it in the fridge,

To make it nice and chilly!

Here's a video that shows you the song and how to play the game. We're playing the 'alliteration' version.

<https://www.youtube.com/watch?v=78RW5E4Efc8>

Take turns to choose an object. Explain that only items beginning with the 's' sound can go into the soup. Emphasise the initial sound (eg: ssssssspoon) to help the children to tune in. Stir the 'soup' and sing the rhyme for each turn. Can your child remember all the ingredients in the soup? You can say them together eg: 'in our silly soup, we put a sock, a spoon, some sunglasses and some scissors'.

Have fun with your silly soup and maybe try some different letter sounds.



Keep singing those Jolly Phonics songs!

<https://www.youtube.com/watch?v=2IVPmGyUAC0>