

Hello nursery children!

I hope you had fun with last week's activities! This week, we are going to think about our feelings using the lovely story 'The Colour Monster' by Anna Llenas as a starting point. For those of you who are remaining at home, here are some activities for you to do. We will be doing the same activities in class so please let me know how you get on. Ask your grown ups to email any photos / work to me:

[nursery@ashgrove.cheshire.sch.uk](mailto:nursery@ashgrove.cheshire.sch.uk) or Tweet them: [@ashgrovenursery](https://twitter.com/ashgrovenursery)

I look forward to hearing from you!

Lots of love from

Mrs Wolvin



Story Time L, CL

Watch the story 'The Colour Monster' being read using the link below.

<https://www.youtube.com/watch?v=Ih0iu80u04Y>

How do you Feel? PSED, CL

How do you feel today? What do you think these emojis might mean?



Can you think of a time when you have felt

- happy?
- sad?
- angry?
- worried?

What made you feel that way?

Story Chat CL, L, PSED, UW, EAD

Discuss the story together.

What did you like / not like about the book? Why?

Why was the monster mixed up at the start of the story?

What did the monster do to all his feelings?


Can you guess which feelings these are?

- I am yellow like the sun and I twinkle like the stars
- I am quiet like the trees and soft like their leaves.
- I am gentle like a blue rainy day.



## More Two MD, CL, L, PD

This week, we are adding some twos to our home corner at school. We are putting a number 2 on the door, a birthday card with a number 2 on the fireplace, two cups, plates, knives, forks and spoons in the cupboard. Can you think of anything else? Keep having a go at writing number two and see if you can spot any twos around your home or when you're out and about.



## Sorting by Colour EAD, CL, MD

Can you find some objects that are the same colour? You could use the colours from the story or choose some others. See if you can find two things of each colour. Can you name the colours?



## Colour Mixing EAD, PD, UW, CL




With help from a grown up, have a go at the Skittles experiment. It is so much fun and so interesting to watch. Here's the link to the experiment:

<https://www.science-sparks.com/skittles-experiment/>


## Emotions Song EAD, CL, PD, PSED

Join in with the Emotions Hokey Pokey song.

<https://www.youtube.com/watch?v=ZHS7vCdBeus>



## Make Your Own Colour Monster EAD, PD, L



Have a go at making your own Colour Monster. You can draw it, build it with bricks, use junk modelling materials to make it – see what you can come up with! Is your monster going to be just one colour or a mixture of different colours? I'd love to see your monsters!