


Hello nursery children!

There's only one more week left until we are all back together again. The children in class can't wait to see you all and neither can I! This week, we are starting to think about number three and to link with this, we are reading the story 'Goldilocks and the Three Bears'. Ask your grown ups to email any photos / work to me: [nursery@ashgrove.cheshire.sch.uk](mailto:nursery@ashgrove.cheshire.sch.uk) or Tweet them: @ashgrovenursery

I look forward to seeing you next week!

Lots of love from

Mrs Wolvin





## Story Time L, CL

Join in with the story  
'Goldilocks and the Three Bears'.

<https://www.youtube.com/watch?v=0oUP2PFeOi8>

## Story Map L, EAD, PD, CL, UW



## Story Chat CL, L, PSED, UW, EAD

Discuss the story together. Which parts did you like / not like? Why?

Who are the characters in the story?

What did Goldilocks do when she went into the house?

Where were the bears when Goldilocks went into the house?

Retell the story in your own words.

Why did the bears leave their house?

Why did the chair break?

Draw a map showing Goldilocks' house, the path through the woods, the bears' house etc.

Show through action how Goldilocks sat on the chairs, ate the porridge, tried the beds, etc.

How did the bears feel when they got back from the walk in the forest?

Who would have to mend the broken chair? What would they need to fix it?

Would you have gone into the bear's house? Why or why not?

Who was probably most upset in the story? Why?

What could Goldilocks have done instead of running away?

Do you think Goldilocks was a good girl or not?

What might the bears have had for breakfast instead of porridge?

Can you design a way for the bears to stop Goldilocks from getting into their house?

Make a story map to show what happens in the story. You can use this to help you to retell the story. Don't forget to share your story maps – I'd love to see them!



## Number Three MD, CL

Watch this video introducing Numberblock three.

<https://www.bbc.co.uk/iplayer/episode/b08bzgxx/numberblocks-series-1-three>



Did you recognise any of the stories three talked about? How was number three made? What did you notice about number three? You could have a look at the picture above to help you.

## Three Bears Role Play CL, EAD, MD



Can you find some bowls and spoons that are big, medium and small? You can act out the story at home. What other things can you find that are big, medium and small? See if you can find some socks or t-shirts that could belong to Mummy bear, Daddy bear and Baby bear.

## When Goldilocks Went to the House of the Bears Song EAD, MD, CL

Sing along with the song 'When Goldilocks Went to the House of the Bears'.

<https://www.bbc.co.uk/teach/school-radio/nursery-rhymes-when-goldilocks-went-to-the-house-of-the-bears/zbkrf4j>



## Making Porridge EAD, CL, MD, UW, PSED, L

**Ingredients**  
1 cupful porridge oats  
1 cupful milk  
1 cupful water  
1 dessert spoon sugar  
A pinch of salt



With help from a grown up, have a go at making porridge. Make sure yours isn't too hot or too cold like Goldilocks' porridge! I like to add some syrup to my porridge. How do you like yours?