


Hello nursery children!

There are some very special celebrations happening this week. It is Valentine's Day on Sunday, so hopefully love will be in the air! It's also the end of the half term this week and I think that we are all ready for some rest and relaxation. Lastly, this Friday is Chinese New Year and we are going to thinking about this both at home and at school. I hope you enjoy the activities and have a lovely half term break next week. Please ask your grown ups to email any photos / work to me: nursery@ashgrove.cheshire.sch.uk or Tweet them: [@ashgrovenursery](https://twitter.com/ashgrovenursery)

I look forward to hearing from you!

Lots of love from

Mrs Wolvin



Story Time L, CL

Watch the story 'Cleversticks' being read using the link below.

<https://www.youtube.com/watch?v=EgOpnpvzUzA>


Story Chat CL, L, PSED, UW

Discuss the story together.

What did Ling Sung find tricky to do? What do you find tricky?

How did Ling Sung impress his friends and teachers?
Can you think of something you're good at?

What happened at the end of the story?



Mark Making L, UW, PD, EAD




Squirt a blob of shaving foam on to a tray and make marks in the foam. You could draw a picture, write your name or even have a go at writing some Chinese letters or numbers. You can add a drop of food colouring or paint to make it colourful.

Lucky Money Envelopes MD, CL, L, PD, UW


It is traditional for children to receive lucky money envelopes at Chinese New Year to wish them wealth and fortune. Your lucky money envelope will be hand delivered to you this week but until then, use some real coins to practise counting. Use an old purse or wallet and count out coins together, saying one number for each coin. You could even set up a play shop and take it in turns to buy and sell items from the shop.



How much money is in my purse?



Make a Dragon Puppet L, PD, UW, EAD



Make a dragon puppet to celebrate Chinese New Year. See if you can make your dragon dance! Here's a video to show you how to make it.

<https://www.youtube.com/watch?v=Gbo7MUdpuOA>

Alternatively, you could draw a dragon head and tail and stick them on to some folded paper like this:



Let's Celebrate Chinese New Year EAD, CL, PD

Find out about some Chinese New Year traditions by watching these videos from the Cbeebies series 'Let's Celebrate'.

https://www.youtube.com/watch?v=c8ssHXZ9_qU

<https://www.youtube.com/watch?v=1cRMRp9-Z08>



Make a Chinese Lantern EAD, PD, UW



Have a go at making a Chinese lantern. There's a video on this website that shows you what to do.

<https://nurturestore.co.uk/make-chinese-lanterns>

Have fun!