






Literacy – Phonics

This week, we are going to play an old favourite – Kim’s Game. It’s great for developing memory skills and concentration and can be used to develop vocabulary too. Start with a tray of familiar items that the child can easily recognise (start with five to begin with).



Ask your child to look carefully at the objects on the tray for thirty seconds. Then, cover the tray with a tea towel. Ask your child to close their eyes and then sneakily remove and hide one of the objects. Can they tell you which object is missing? To make it easier, use fewer items and to make it harder, use more items.

To tie in with this week’s growing and planting theme, you could play the game using gardening related objects. Make sure your child knows what each object is called and what it is for before you start. You might like to use:

				
gardening gloves	trowel	plant pot	fork	watering can

Have fun playing the game and let your child have a go at leading the game too.