

Maths :- We will be looking at the 3 times tables.


Look at PowerPoint 1

Activity sheet 1:

You can write your answers in your books or on paper. Just answer the questions that you feel confident with. I will send the answers out next week for you to check. Tweet me any questions and I will do what I can to help.

Question 1: SEE LAST SLIDE OF THE POWERPOINT

Question 2:



Mrs Hastings has planted some flowers in the garden. What two multiplications could she write down to show her total number of flowers?

There are _____ plant pots with _____ flowers in them. The calculation would be.

There are _____ flowers in _____ plant pots. The calculation would be.

Question 3:

I'm thinking of a number.

One of my factors is 3.

I am less than 15.

What number could I be? Write all the possibilities.

Activity sheet 2:

Question 1:

Copy and complete the statements into your book.



There are plates.

Each plate has cakes.

There are equal groups of

Question 2:

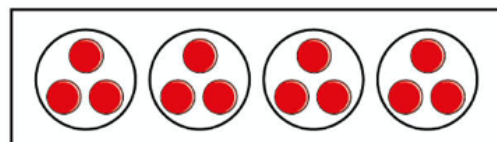
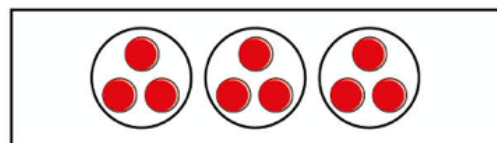
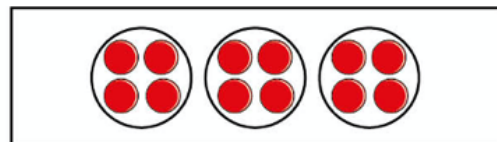
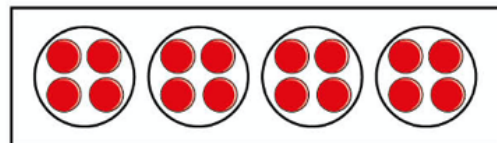
Number the statements 1-4 and the representations A-D and then you can record in your books without needing to print anything.

3 equal groups of 4

3 equal groups of 3


4 equal groups of 3

4 equal groups of 4



Question 3:

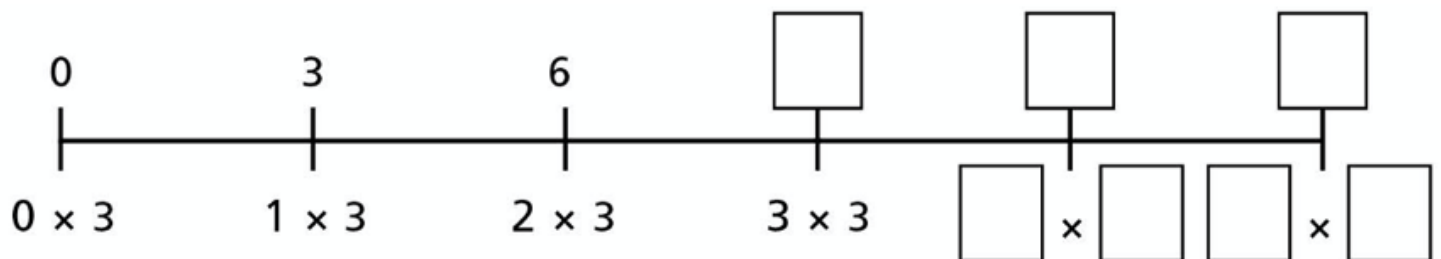
Write two multiplication sentences for this array:



$$\square \times \square = \square$$
$$\square \times \square = \square$$

Question 4:

Copy and complete the number line.



Additional maths activities if you would like to do more: -

Create a poster with 3 times table.

Continue to practice your times tables on Times Table Rockstars.