

8.6.2020

Year 1 Science

Activity 1-

We are looking at parts of our body the link below has lots of clips for you to watch.

<https://www.bbc.co.uk/bitesize/clips/zsjsbk7>

Using worksheet 1 or drawing around yourself on a big piece of paper/outside with chalk. Can you label the different parts of your body?

Skeleton song:

<https://www.youtube.com/watch?v=e54m6XOpRgU>

Activity 2:

Animal body parts.

See PowerPoint 1 for activity instructions.

Worksheets below

Animal Parts



paw



claw



tentacle



flipper



antler



tusk



claw



fin



gills



hoof



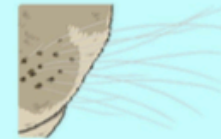
horns



trunk



wing




whiskers



beak



skin



scales



fur




feathers

dog



alligator



duck

