

## Year 2 home learning week commencing 11<sup>th</sup> May

Hello Year 2!



Well done on another great week of home learning. It makes me so happy to see your work and hear how you are getting on. I particularly loved hearing the music you created using Purple Mash. I know you enjoyed doing this so I've set an art activity using Purple Mash this week too. Please keep emailing [year2@ashgrove.cheshire.sch.uk](mailto:year2@ashgrove.cheshire.sch.uk) to send your pictures and say hello.

I hope you had a good week at home. I have been practising my violin and I feel like my playing is improving. I know some of you have been practising riding your bikes, baking and growing plants in your gardens. What else have you been getting better at?

For your home learning this week, we have got literacy, maths and SPAG activities, as well as science and art which are below. If anyone is struggling to access the work or finds anything tricky, I am very happy to help.

Missing you all!

Love from Miss Coope

### Science

Last time, we learned that the four basic needs of animals are air, water, food and shelter.

This week, we are thinking about how animals change within their lives. Baby animals grow into adult animals and then reproduce (have babies). This doesn't end, it keeps going in a cycle called a life cycle.

#### Activity 1

Watch the Bitesize video on this link and complete the quizzes on the web page:




<https://www.bbc.co.uk/bitesize/topics/zxfrwmn/articles/zfbnscw>

## Activity 2

Watch this video to find out about the life cycles of a sheep and a cow:

<https://www.youtube.com/watch?v=08UXE4JmSvo&t=0s&index=4&list=PLfQQD6ZJA60Yq2iY-CHI6-xihSIXROCC1>

Match the adult to the baby animal by writing the correct letter and number together. Can you name all the animals too?

 a	 1
 b	 2
 c	 3
 d	 4
 e	 5

## Art

We are continuing our work on repeating patterns. This week, we are going to create some repeating patterns using a computer programme called 2Paint a Picture on Purple Mash.

### Activity 1


Watch my video here which explains how to do this.

<https://youtu.be/sJ9y9FZ4Vvc>

Create a pattern of your own using 2Paint a Picture. Don't forget to save it in your folder so I can see it.

### Activity 2

This is the repeating pattern I created.



I like the colours I have used because I think they look fresh and fun, and I think it would make lovely wrapping paper. If I did it again, I think I would do a bit more detail on the leaves using a darker green.

Have a look at your pattern and answer the following questions:

1. What do you like about your pattern and why?
2. What do you think it could be used for?
3. If you did it again, what do you think you could improve?