

Wider Curriculum

ICT

This half term we will be looking at concept maps. Concept maps are a tool for organising and representing knowledge. They form a web of ideas which are all interconnected.

Log in to Purple Mash and follow the instructions below.

Music

Love Music Trust have been putting together some great music lessons for you. You could try one or all of these activities and you can do them with people in your house. Any worksheets you may need are below but don't worry about printing them you can just write notes instead.

Lessons before half term

The Carnival of the Animals – Saint-Saens - https://www.youtube.com/watch?v=s_kLIuN7oOw

Percussion with your body - <https://www.youtube.com/watch?v=lb4v4dmLv10>

Peter & the Wolf - <https://www.youtube.com/watch?v=7i6V0oQJmp8>

Step Back Baby, Step Back - <https://www.youtube.com/watch?v=21emXnGfmNI>

New lessons

Stone Age: Notation and rhythm - <https://www.youtube.com/watch?v=uDaMfsZBC5c>

Call and response greeting - <https://www.youtube.com/watch?v=aicpS2nl184>

The Arrival of the Queen of Sheba - <https://www.youtube.com/watch?v=LzhOhMFv5U>

WB: 8th June - Popcorn - https://www.youtube.com/watch?v=t5kWv9z_jSg

WB: 15TH June - Jelly on a plate - https://www.youtube.com/watch?v=54L_Ncawtlo

Other Ideas (for after you have completed one wider curriculum lessons)

Practise times tables on TT Rock Stars

Improve your touch typing on Purple Mash

Use Spelling Shed to practise your spellings

Play a board game or card game with someone at home

Draw or paint pictures of things you can see – try to be as accurate as possible

Junk modelling – make a model using rubbish from around your house

Make an eco brick - <https://www.ecobricks.org/how/>

Create an outdoor obstacle course in your garden

Try an alphabet scavenger hunt – can you find something that begins with every letter of the alphabet in your house?

ICT

Aims

- To understand how a concept map can be used to retell stories and information.


Success criteria

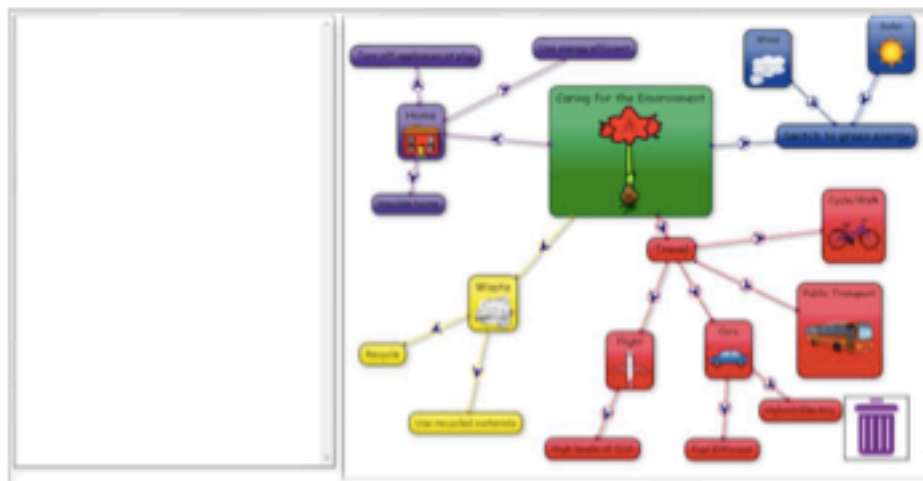
- Children have used 2Connect Story Mode to create an informative text.

Resources

- 2Connect.

Activities

- Review what was learned in the previous session. Share the learning objectives and success criteria.
- Explain to the children that they are going to use the concept map that they created in the previous session to assist them with writing an informative text.
- Demonstrate how to do this by clicking on the Story Mode icon. 
- This opens the Story Mode panel on the left of the screen.



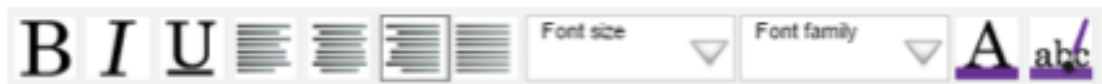
- Demonstrate how to type in the Story Mode panel.
- Demonstrate how to click on a node. This will cause the text from the node to be inserted automatically into the text in the Story Mode panel.



7. Demonstrate clicking on a node picture. This will cause the picture from the node to be inserted automatically into the text in the Story Mode panel.



8. Demonstrate the editing of the text properties using the Text toolbar.



9. The children should go to their computers and open 2Connect. They should use their concept map from the previous session to create an informative text.

Music

Notation Worksheet

Use quavers and crotchets to notate the pictures below.



The Arrival of the Queen of Sheba

Listening and Responding Frame	
Title:	Composer:
Mood	
Rhythm	
Pitch	
Duration	
Tempo	
It makes me think of...	
Like/Dislike	