

Year 6 Home Learning Week 7 – Reading and Spelling

Year 6 Reading Grid

Choose an activity to complete after you have done some reading this week

<p>Create a 'Get Visual' of what you have read – draw no more than four pictures to summarise your reading and give it a headline of no more than 10 words.</p>	<p>Write a blurb for your book.</p>	<p>Write some true or false questions about what you have read.</p>
<p>Where is your story set? Write about it in detail or draw a detailed picture.</p>	<p>Pick out 10 words that you are unsure of their meaning and see how many you can find out.</p>	<p>What do you predict is going to happen next?</p>
<p>Research 5 facts about the author of your book.</p>	<p>Character comparison: choose two characters and compare them. How are they similar? How are they different?</p>	<p>Choose one sentence in your book. Try to identify the word class of each word in the sentence.</p>
<p>Imagine you are going to interview one of the characters in the story, write down 5 questions you would ask them. How would they reply?</p>	<p>Make a poster advertising your book.</p>	<p>Can you make a connection between the book and yourself? Can you make a connection between the book and another book?</p>
<p>Finished a book? Try to summarise it in exactly 100 words.</p>	<p>Imagine you are one of the characters. Write down 5 things they might be thinking about what is happening in the story.</p>	<p>Who is the most important character in your book? Explain why.</p>

Thinking about non-fiction texts



What do you think is interesting about the octopus? What did you already know and what have you learnt?

Why has Matt Dawson (the author/illustrator) presented the facts in this way? What is the effect of the layout on the reader?

Who is the intended audience?

Why is the fact about camouflage written in a different coloured font?









Research a creature of your choice. Present the information in an interesting format.









Year 6 Spelling Menu

Choose an item from the menu to help you practise your spellings

This week's spellings are:

amateur, ancient, apparent, appreciate, attached, available, average, awkward, bargain, bruise

<p style="text-align: center;">1. ABC Order</p>  <p>Write all of your spelling words in alphabetical (ABC) order.</p>	<p style="text-align: center;">2. Word Parts</p> <p>Write your words. Then use a coloured pencil to divide the words into syllables. e.g. <u>jumping</u> <u>caterpillar</u></p>	<p style="text-align: center;">3. Other Handed</p> <p>Write each word 5 times, switching the hand you write it with each time. Say the word as you spell it.</p>	<p style="text-align: center;">4. Vowel Spotlight</p> <p>Write your words using one colour for the vowels and another colour for the consonants. (vowels: a, e, i, o, u)</p>
<p style="text-align: center;">5. Use Technology</p> <p>Type out your spelling words on the computer. Try to use at least 4 different fonts.</p> 	<p style="text-align: center;">6. Pyramid Words</p> <p style="text-align: center;">s sp spe spel spell spelli spelling spelling</p> <p>(or make them boat shaped, star, smiley face, etc.)</p>	<p style="text-align: center;">7. "Ransom" Words</p> <p>"Write" your words by cutting letters out of a newspaper or magazine and gluing the letters on a piece of paper to spell your words.</p> 	<p style="text-align: center;">8. Rainbow Words</p> <p>Write your spelling words with coloured pencils. Make each letter a different colour.</p> 
<p style="text-align: center;">9. Scrambled Words</p> <p>Write your words. Then write them again with the letters mixed up. Can you unscramble them again the next day? e.g. watch - cwhta</p>	<p style="text-align: center;">10. Silly Sentences</p> <p>Write 3 or more sentences that use all your spelling words.</p> 	<p style="text-align: center;">11. Prefixes and Suffixes</p> <p>Underline the prefixes and suffixes in the words you are learning. Make sure you know what they mean. e.g. <u>important</u> <u>happiness</u></p>	<p style="text-align: center;">12. Word Search</p> <p>Create your own word search with your spellings. Show the answers to your puzzle in a different colour.</p> 
<p style="text-align: center;">13. Flashcards</p> <p>Make and practice with flashcards. Put the word on one side and definition (meaning) on the other.</p> 	<p style="text-align: center;">14. Picture & a Story</p> <p>Draw a picture defining each word. Write a sentence about your picture using the word.</p>	<p style="text-align: center;">15. Words without Vowels</p> <p>Write all of your words replacing vowels with a line. Go back and see if you can fill in the vowels. e.g. q--st--n = question</p>	<p style="text-align: center;">16. Train Words</p> <p>Write the entire list end-to-end as one long word. Write each new word in a different colour. e.g. <u>train</u><u>back</u><u>stop</u></p>
<p style="text-align: center;">17. Write a Story, Poem or Song with Words</p> <p>Write a story using all your spelling words. Underline the words you used.</p>	<p style="text-align: center;">18. Bubble Letters</p> <p>Write your spelling words out in bubble writing.</p> 	<p style="text-align: center;">19. Words Within Words</p> <p>Write each spelling word and then write at least 2 words made from that word. e.g. catch - cat, hat</p>	<p style="text-align: center;">20. Picture words</p> <p>Draw a picture and hide your spelling words in the picture.</p>

<p>21. Question/Answers</p> <p>Write questions with half of your spelling words. Then use the other half to answer the questions. Underline the words you used.</p> 	<p>22. Riddles</p> <p>Write a riddle for each of your words. Don't forget to answer them.</p> <p>e.g. I am grey. I have a trunk and big ears. Answer: elephant.</p> 	<p>23. Crossword Puzzle</p> <p>Make a crossword puzzle with your spelling . Show the answers to your puzzle.</p> 	<p>24. Rhyming Words</p> <p>Write your spelling words out with a rhyming word next to them. Remember that words do not need to have the same spelling pattern to rhyme. e.g. men and again</p>
<p>25. Homophones</p> <p>Can you find any homophones which go with your spelling words? What do they mean? e.g. wear and where, to, too and two their, there and they're</p>	<p>26. Writing Race</p> <p>Set a timer for 2 minutes. See how many times you can write each word perfectly during that time.</p> 	<p>27. Code Words</p> <p>Come up with a code for each letter of the alphabet and then write each word in code. e.g. a = □ b = ◆ c = ◆</p>	<p>28 Word Classes</p> <p>Sort your spelling words into word classes - nouns, verbs, adjectives etc. Be careful - some words can be used in more than one category e.g. swimming.</p>
<p>29. Synonyms</p>  <p>Find at least 2 synonyms for each of your spelling words.</p>	<p>30. Antonyms</p> <p>Find an antonym (opposite) for each of your spelling words.</p> 	<p>31. Joker</p> <p>Write jokes containing each of your spelling words.</p> 	<p>32. Backwards Words</p> <p>Write your spelling words forwards and then backwards. Remember to write neatly!</p> <p>BACKWARDS</p>
<p>33. X Words</p> <p>Write 2 words with one letter in common so that they cross over each other. e.g. b r cheese a d</p>	<p>34. Acrostic Poem</p> <p>Write an acrostic poem for your spelling words. See if you can stick to a theme when writing. e.g. sun</p> <p>Sun shines brightly Up in the sky Nice and warm on my face</p>	<p>35. Scrabble</p> <p>In a game of Scrabble, each letter is worth a certain number of points. Write your words and then add the total of the letters. Which of your spelling words has the highest total value?</p> 	

Year 3/4 Spelling List

accident	centre	experience	important	ordinary	reign
accidentally	century	experiment	interest	particular	remember
actual	certain	extreme	island	peculiar	sentence
actually	circle	famous	knowledge	perhaps	separate
address	complete	favourite	learn	popular	special
although	consider	February	length	position	straight
answer	continue	forwards	library	possess	strange
appear	decide	fruit	material	possession	strength
arrive	describe	grammar	medicine	possible	suppose
believe	different	group	mention	potatoes	surprise
bicycle	difficult	guard	minute	pressure	therefore
breath	disappear	guide	natural	probably	though
breathe	early	heard	naughty	promise	thought
build	earth	heart	notice	purpose	through
busy	eight	height	occasion	quarter	various
business	eighth	history	occasionally	question	weight
calendar	enough	imagine	often	recent	woman
caught	exercise	increase	opposite	regular	women

Year 5/6 Spelling List

accommodate	conscience	existence	muscle	rhythm
accompany	conscious	explanation	necessary	sacrifice
according	controversy	familiar	neighbour	secretary
achieve	convenience	foreign	nuisance	shoulder
aggressive	correspond	forty	occupy	signature
amateur	criticise	frequently	occur	sincere
ancient	curiosity	government	opportunity	sincerely
apparent	definite	guarantee	parliament	soldier
appreciate	desperate	harass	persuade	stomach
attached	determined	hindrance	physical	sufficient
available	develop	identity	prejudice	suggest
average	dictionary	immediate	privilege	symbol
awkward	disastrous	immediately	profession	system
bargain	embarrass	individual	programme	temperature
bruise	environment	interfere	pronunciation	thorough
category	equip	interrupt	queue	twelfth
cemetery	equipped	language	recognise	variety
committee	equipment	leisure	recommend	vegetable
communicate	especially	lightning	relevant	vehicle
community	exaggerate	marvellous	restaurant	yacht
competition	excellent	mischievous	rhyme	